

A Butterfly's Life

Linda Ruggieri



Butterflies are beautiful insects. You often see them around colorful flowers.

A butterfly's life begins in a special way. First, a mother butterfly lays an egg on a leaf. A caterpillar hatches from the egg. The caterpillar eats leaves and grows bigger.

Next, the caterpillar spins a covering around itself. The covering is called a chrysalis (KRIS-a-liss). Inside the chrysalis, the caterpillar slowly changes. The parts of a butterfly begin to form, like the wings, legs, and antennae.

About two weeks later, a new creature pops out of the chrysalis. It has become a butterfly! The butterfly flutters its wings and flies away.

Name: _____ Date: _____

Directions: For questions 1-4, circle the correct answer.

1. What kind of animal is a butterfly?

- a) Butterflies are reptiles.
- b) Butterflies are insects.
- c) Butterflies are mammals.

2. The text describes the different steps in a butterfly's life. What are butterflies when they first hatch?

- a) Butterflies hatch as worms.
- b) Butterflies hatch as caterpillars.
- c) Butterflies hatch as fully grown butterflies.

3. Read the following sentences from the text:

"Inside the chrysalis, the caterpillar slowly changes. The parts of a butterfly begin to form, like the wings, legs, and antennae.

"About two weeks later, a new creature pops out of the chrysalis. It has become a butterfly!"

Based on this information, when does the caterpillar turn into a butterfly?

- a) while it is in the chrysalis
- b) after it leaves the chrysalis
- c) before it spins the chrysalis


4. What is "A Butterfly's Life" mostly about?

- a) how butterflies make a chrysalis
- b) what butterflies eat
- c) the life of a butterfly

5. What can you often see butterflies around?

You can often see butterflies around

6. Draw a butterfly that has just emerged from its chrysalis.



7. What did you learn from "A Butterfly's Life"?

8. Class Discussion Question: Use information from the text to summarize the steps in the life of a butterfly.

Celebrate Flag Day



June 14 is Flag Day in America. Many people honor the American flag on that day.

The American flag is red, white, and blue. It has 13 stripes. It has 50 stars. Each star stands for one of our 50 states.

Where do we see the American flag? We see it in parades. We see it on people's houses. We see it on buildings in towns. We see it at schools. We see the flag on many holidays. Where have you seen the American flag?

Name: _____ Date: _____

Directions: For questions 1-4, circle the correct answer.

1. When is Flag Day in America?

- a) July 4th
- b) June 14th
- c) December 25th

2. What holiday does this passage describe?

- a) Independence Day
- b) Flag Day
- c) Memorial Day

3. Flag Day is a time to celebrate the American flag and the important things it stands for. What part of the passage shows us that this is true?

- a) "The American flag is red, white, and blue."
- b) "Many people honor the American flag on that day."
- c) "We see the flag on many holidays."


4. What is the theme of "Celebrate Flag Day"?

- a) parades and why people have them
- b) Flag Day and the American flag
- c) American holidays

5. A) How many stars and stripes does the American flag have?

The American flag has

B) Draw the American flag.



6. What did you learn from "Celebrate Flag Day"?

7. **Class Discussion Question:** List the places where the American flag can be seen. Then discuss why people display the American flag.

Carl's Garden Problem



Carl wanted to grow a garden. Mrs. Sanchez was Carl's neighbor. She gave Carl flower seeds. Carl planted them.

Mr. Brown was Carl's neighbor too. He saw Carl planting.

"I have vegetable plants in pots," Mr. Brown said. "Would you like to plant those too?"

"Yes, thank you!" said Carl.

Mr. Brown helped Carl plant the vegetables.

"My vegetables keep falling over," said Carl.

Mr. Brown went to his shed. He came back with long, thin sticks.

"These are tomato stakes. They will hold the plants up," said Mr. Brown.

Mr. Brown put the stakes in the ground.

"Now the plants will grow tall!" said Carl.

Name: _____ Date: _____

Directions: For questions 1-4, circle the correct answer.

1. What did Carl want to do?

- a) grow a garden
- b) buy flowers
- c) talk with his neighbors

2. What does Carl plant in his garden in the *beginning* of the story?

- a) tomatoes
- b) vegetables
- c) flower seeds

3. Mr. Brown's vegetable plants were probably big and heavy. What information from the passage shows us that this is true?

- a) Mr. Brown's vegetables were first growing in pots.
- b) Mr. Brown had tomato stakes.
- c) Mr. Brown's vegetable plants that Carl planted kept falling over.


4. What is "Carl's Garden Problem" mostly about?

- a) Carl planting a garden
- b) how to support plants with stakes
- c) Carl and his neighbors

5. A) What was Carl's garden problem?

Carl's garden problem was his vegetables kept

B) Draw a picture of Carl planting the vegetables Mr. Brown gave Carl.



6. What did you learn from "Carl's Garden Problem"?

Handwriting practice lines consisting of three sets of solid top and bottom lines with a dashed middle line.

A large empty rectangular box for writing.

7. **Class Discussion Question:** Explain how Carl solves his garden problem. Be sure to explain what Carl's problem was.

Getting Around Cities



Lots of people live in a city. These people need to get around the city easily. They need to go to school or work. Some people need to go into and out of the city for work or school!

Many cities have ways to help people get around. They have public transportation. Something that is public has to do with all the people in a community. And transportation is how people and things get from one place to another.

There are many kinds of public transportation. Some cities have buses. These buses stop at certain places to pick people up and drop them off. Some cities have trains. They bring people into or out of the city. And some cities have underground trains. These are called subways. People take them to get around the city quickly.

Name: _____ Date: _____

1. What is transportation?

- A. how people and things get from one place to another
- B. a place where many people live and work
- C. the way people make cars, buses, and trains

2. What does the text list and describe?

- A. different kinds of cities
- B. different kinds of cars
- C. different kinds of public transportation

3. The word "public" means having to do with all the people in a community.

Transportation is how people and things get from one place to another.

What does "public transportation" mean?

A. Public transportation is something all the people in a community can use to learn.

B. Public transportation is something all the people in a community can use to get from one place to another.

C. Public transportation is something all the people in a community can use to cook food.

4. What is the main idea of this text?

A. Subways are the fastest way to get around a city.

B. People use public transportation to get around cities.

C. Lots of people live in a city.

5. What kind of public transportation stops at certain places to pick people up?

A kind of public transportation that stops at certain places to pick people up is a _____.

6. What did you learn from "Getting Around Cities"?

7. Class Discussion Question: Describe at least two kinds of transportation described in the text. Use information from the text in your answer.

8. Draw a picture of a person using public transportation.

Drinking Fountain

By Marchette Chute

When I climb up
To get a drink,
It doesn't work
The way you'd think.

I turn it up, 5
The water goes
And hits me right
Upon the nose.

I turn it down 10
To make it small
And don't get any
Drink at all.

*From Around and About by Marchette Chute, published 1957 by E.P. Dutton.
Copyright renewed by Marchette Chute, 1985. Reprinted by permission of Elizabeth M. Weinrich.*

Name: _____ Date: _____

For questions 1–4, please circle the correct answer.

1. Why does the speaker of the poem climb up?

- A) to go down a slide
- B) to get a drink
- C) to get hit in the nose

2. Some words in this poem rhyme. What are two words in the poem that rhyme?

- A) “up” and “right”
- B) “down” and “any”
- C) “small” and “all”

3. The speaker of the poem has trouble using a drinking fountain.

What information from the poem supports this statement?

- A) When the speaker turns it down, the water of the drinking fountain becomes too small to drink.
- B) When the speaker turns it up, the water of the drinking fountain becomes too small to drink.
- C) When the speaker climbs up to the drinking fountain, the speaker is not tall enough to reach the water.


4. What is “Drinking Fountain” mostly about?

- A) someone who is too short to use a drinking fountain
- B) someone who has trouble getting a drink from a drinking fountain
- C) someone who likes to drink water but does not like to drink milk

5. What happens when the speaker of the poem turns the water up?

The water hits the speaker on

6. Draw a picture of what happens when the speaker turns the water up.



7. What did you learn from “Drinking Fountain”?

8. What does the word “it” refer to in this poem? Support your answer with information from the poem.

Fruits Have Seeds

By Linda Ruggieri



Fruits grow in different ways. Apples grow on trees. Grapes grow on vines. Blueberries grow on bushes.

All fruits have something special. Do you know what that is? Seeds! Some fruits have one seed. Others have many seeds.

A peach has one seed. A coconut has one seed too. A pumpkin has many small seeds. A strawberry has many tiny seeds. They are on the outside of the fruit.

Seeds are important because they can grow into new plants.

What happens when seeds fall to the ground? Plants grow. Those plants will have stems, leaves, flowers, fruits—and more seeds.

Name: _____ Date: _____

For questions 1–4, please circle the correct answer.

1. What can fruit grow on?

- A) Fruit can grow on seeds, stems, and leaves.
- B) Fruit can grow on rocks, dirt, and water.
- C) Fruit can grow on trees, vines, or bushes.

2. The text describes fruits. What do all fruits have in common?

- A) All fruits have many seeds.
- B) All fruits grow on vines.
- C) All fruits have at least one seed.

3. Different fruits have different numbers of seeds. Which information from the text shows us this is true?

- A) A coconut has one seed. A pumpkin has many small seeds.
- B) Apples grow on trees. Grapes grow on vines.
- C) Seeds are important because they can grow into new plants.

4. What is the main idea in “Fruits Have Seeds”?

- A) All fruits have seeds.
- B) Fruits grow in different ways.
- C) Coconuts have only one seed.

5. What can seeds grow into?

Seed can grow into

6. Draw a fruit mentioned in the text that has one seed and a fruit that has many seeds. Be sure to label each fruit.



7. What did you learn from "Fruits Have Seeds"?

8. Class Discussion Question: Seeds from fruit can grow into new plants. What must happen first before these seeds can grow into new plants? Use information from the text to support your answer.

Troy's Treat

by ReadWorks



Photo Credit: Flying Toaster

Troy was excited. He had saved \$5 to buy his sister a special treat. It was Tara's birthday. She was going to be five years old. They walked to the ice-cream store.

"I have a surprise," Troy said.

"What is it?" Tara asked.

"Happy birthday; pick a treat!" Troy said.

"Thank you," said Tara. "I'll have a vanilla sundae with chocolate on top."

Troy saw that the price of a sundae was \$5. Then the girl at the counter smiled at Troy and Tara.

"Today, we have a special sale price," she said. "You can have two sundaes for \$5!"

Name: _____ Date: _____

1. Who is Tara?

- A. Troy's friend
- B. Troy's sister
- C. the girl at the counter

2. Where does Troy take Tara for her special treat?

- A. the movie theater
- B. the toy store
- C. the ice cream store

3. Read the following sentences from the story: "Troy was excited. He had saved \$5 to buy his sister a special treat. It was Tara's birthday."

Why did Troy want to buy Tara a special treat?

- A. It was Tara's birthday.
- B. Troy likes to surprise Tara.
- C. Tara did Troy's chores.

4. What is "Troy's Treat" mainly about?

- A. buying an ice cream sundae
- B. Troy treating his sister Tara for her birthday
- C. how Troy saved \$5

5. What was Troy's surprise for his sister?

6. What did you learn from "Troy's Treat"?

7. Class Discussion Question: At the end of the passage, Troy gets a surprise as well. Why is Troy most likely surprised?

8. Draw a picture of Troy treating his sister for her birthday.

What Is a Rainbow?

By Rachelle Kreisman



Rainbows sometimes show up on rainy days. Have you ever seen one?

Rainbows appear in the sky only if the sun is shining. Sunlight looks white. Actually, it is made of many colors. Rainbows show off those colors.

Rain comes from clouds. Clouds are made of tiny drops of water. If the drops get too big, they fall as rain.

Sunlight shines through the drops of rain. The drops bend the light. The colors spread out. Then you see a rainbow! A rainbow's top rows are red, orange, yellow, and green. The bottom rows are blue, indigo, and violet.

Name: _____ Date: _____

For questions 1–4, please circle the correct answer.

1. Rainbows appear in the sky only if the sun is doing what?

- A) shining
- B) setting
- C) rising

2. The text explains how rainbows are formed. What does sunlight need to shine through for a rainbow to appear?

- A) Sunlight needs to shine through dark gray clouds for a rainbow to appear.
- B) Sunlight needs to shine through the water in rain for a rainbow to appear.
- C) Sunlight needs to shine through a cloudless blue sky for a rainbow to appear.

3. Rainbows appear when sunlight shines through drops of rain. The drops bend the light, and the colors spread out. Based on this information, when do rainbows appear?

- A) Rainbows appear on days when it is just rainy.
- B) Rainbows appear on days when it is both sunny and rainy.
- C) Rainbows appear on days when it is just sunny.

4. What is “What Is a Rainbow?” mainly about?

- A) how rainbows are formed
- B) what makes the sun shine
- C) how clouds are formed

5. What colors make up sunlight?

The colors that make up sunlight are red, orange, yellow, green,

6. Draw a picture of a rainbow.



7. What did you learn from "What Is a Rainbow"?

8. Class Discussion Question: Use information from the text to explain how rainbows are formed.

What Is Lightning?

By Rachelle Kreisman



Rain is falling. Suddenly, you see a flash. *Zap!* Lightning hits a tree. Next you hear a loud sound. What is happening?

Lightning is electricity. It forms in clouds during a storm. Lightning can go from cloud to cloud. It can also strike the ground. When that happens, lightning takes the shortest path. It hits tall objects. It may hit buildings or trees. It may also hit people.

Lightning is really hot. When it travels, it heats up the air. The very hot air makes a loud noise. That is the thunder you hear. People see lightning before they hear thunder. Why? Light travels more quickly than sound.

Name: _____ Date: _____

For questions 1–4, please circle the correct answer.

1. What is lightning?

- A) Lightning is fire.
- B) Lightning is electricity.
- C) Lightning is really bright light.

2. How does the text describe lightning?

- A) Lightning is really loud.
- B) Lightning is really scary.
- C) Lightning is really hot.

3. Lightning might hit a person standing in a field during a lightning storm. What part of the text tells us that this is true?

- A) Lightning takes the shortest path. It hits tall objects.
- B) Lightning may hit buildings or trees.
- C) People see lightning before they hear thunder.

4. What is “What Is Lightning?” mainly about?

- A) characteristics of lightning
- B) how thunder is formed
- C) characteristics of thunderstorms

5. Where does lightning form during a storm?

Lightning forms

6. Draw a picture that shows where lightning can strike. Be sure to draw the lightning strike.



7. What did you learn from "What Is Lightning"?

8. **Class Discussion Question:** Use information from the text to explain how lightning makes thunder.

Why Do We Have Summer?

By Rachelle Kreisman



Summer starts on the longest day of the year. We call that day the summer solstice.

Summer days are warm and long. There is more sunlight. People spend more time outdoors.

Why do we have summer? Earth tilts as it travels around the sun. When Earth's northern half leans toward the sun, that part has summer.

Summer starts in the northern half of Earth around June 21. At that time, it is winter in the southern part of Earth. That is because the Earth's southern half is tilted away from the sun.

Name: _____ Date: _____

For questions 1–4, please circle the correct answer.

1. What is the summer solstice?

- A) The summer solstice is the hottest day of the year.
- B) The summer solstice is the shortest day of the year.
- C) The summer solstice is the longest day of the year.

2. The text explains why we have summer. Why do we have summer?

- A) Summer starts on the longest day of the year.
- B) Summer days are warm, long, and sunny.
- C) Earth tilts as it travels around the sun.

3. When the earth's southern half is tilted away from the sun, it is winter in the southern part of Earth. What season does the southern part of Earth have when it is tilted towards the sun?

- A) winter
- B) fall
- C) summer


4. What is "Why Do We Have Summer?" mainly about?

- A) what summer days are like
- B) the northern half of Earth
- C) why we have summer

5. What season is it in the southern half of Earth when people in the northern half have summer?

It is

6. Please draw the earth as the northern half tilts towards the sun. Color the half of Earth which has summer red. Color the half of Earth which has winter blue.



7. What did you learn from "Why Do We Have Summer"?

8. **Class Discussion Question:** Use information from the text to explain why summer days are warm and long.